



# WPC Wall Moulding





# SPECIFICATIONS

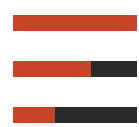
High Grade Charcoal – Raw Material

Upto 45mm – Width

8 Feet – Height


100% Paintable






**FLAVA**<sup>®</sup>


EXCLUSIVE INTERIOR PRODUCTS




**21501**




**21502**




**21503**




**21504**




**21505**



**21506**



**21507**



**21508**



FLAVA®

EXCLUSIVE INTERIOR PRODUCTS









 **FLAVA**<sup>®</sup>  
EXCLUSIVE INTERIOR PRODUCTS



 FLAVA<sup>®</sup>  
EXCLUSIVE INTERIOR PRODUCTS

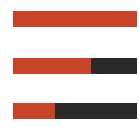







**FLAVA**<sup>®</sup>  
EXCLUSIVE INTERIOR PRODUCTS





**FLAVA**<sup>®</sup>  
EXCLUSIVE INTERIOR PRODUCTS






FLAVA<sup>®</sup>  
EXCLUSIVE INTERIOR PRODUCTS

## EVEN SERIES



E22



E30



E38

## CLASSIC SERIES



C22



C30



C38



C45

 FLAVA<sup>®</sup>  
EXCLUSIVE INTERIOR PRODUCTS





FLAVA<sup>®</sup>

EXCLUSIVE INTERIOR PRODUCTS



 **FLAVA**<sup>®</sup>  
EXCLUSIVE INTERIOR PRODUCTS





FLAVA<sup>®</sup>  
EXCLUSIVE INTERIOR PRODUCTS





**FLAVA**  
EXCLUSIVE INTERIOR PRODUCTS

A frame-like moulding borders the utilitarian area in space otherwise demarcated by a palette of colors. Red, white, cream, brown - all the shades work

## PRODUCTS USED



C22



C30



E30



**FLAVA**  
EXCLUSIVE INTERIOR PRODUCTS

Spice up your wall decoration with panel mouldings and highlight your fancy wallpaper with a custom frame to create a look like this bright blue bedroom.

**PRODUCTS USED**



C22



C30





Pale green wall with wainscots packed together in three layers for a chiseled finish which leverages the height of the walls.

### PRODUCTS USED



C22



Mouldings applied on top of wood veneers and finished with a metallic tone to emphasise the accent wall. The space exudes royalty.

## PRODUCTS USED



C22



C38



Tapered edges that stress the ornate wall without going overboard with additional materials. Here, we see a black millwork wall trim for a classic finish.

## PRODUCTS USED



C30

A photo-frame styled feature wall that brings the decor in focus. The chair is blurred out because that's exactly how you'd realistically perceive the wall.



## PRODUCTS USED



E22



**FLAVA**  
EXCLUSIVE INTERIOR PRODUCTS

Re-imagining wallpaper with elegant millwork frames and patterns that sweeten the overall gravity of the space.

Here: Japanese wallpaper is placed in box trim with walls painted a-like in steel blue.

## PRODUCTS USED



C22



C38



If you're struggling to add some style to a space try adding wainscot. It's a simple addition, like here just gives a something extra to this pink wall.

### PRODUCTS USED



C38



C45



Simple white wall trims lend depth to this otherwise, minimal wall while maintaining a crisp and clean aura.

## PRODUCTS USED



E22



C38



 **FLAVA**  
EXCLUSIVE INTERIOR PRODUCTS

Moldings bring elegance while stitching a unifying look to a room. This space is a stand-out with its antic furniture and accent wall.

## PRODUCTS USED



C22



C38



A moulding-panelled feature wall with a red that pops. The white wall in front serves as a pit stop for the eyes.



## PRODUCTS USED





Sharp, chiseled black walls with tapered corners using mouldings for a smart finish. A bed back fit for Batman.

## PRODUCTS USED



C22



C38

Use box trim to bring focus onto a particular part of the wall. Often used to bring focus onto the contents: achievements, trophies or even photographs.



## PRODUCTS USED





**FLAVA**  
EXCLUSIVE INTERIOR PRODUCTS

A classic French-style panelled walls with a wooden herringbone flooring that brings out the stillness of the space.

## PRODUCTS USED





**FLAVA**  
EXCLUSIVE INTERIOR PRODUCTS

A light blue pastel space that is calm, still and also gives space to fit in a photograph or two. Perfect for a side walls.

## PRODUCTS USED





**FLAVA**  
EXCLUSIVE INTERIOR PRODUCTS

Painting bold color onto oversized trim can bring that hint of drama to your bookshelves, effortlessly and keep the space in sync with your furniture.

## PRODUCTS USED



C22



C38



 **FLAVA**<sup>®</sup>  
EXCLUSIVE INTERIOR PRODUCTS

Whether it's pale wainscoting on all or bright furniture, mustard yellow is such a versatile color, pairs so well with saturated hue of blue. Giving a look that's traditional and timeless.

## PRODUCTS USED



C30



Glam: A dash of any metallic color to direct focus onto a particular part of the wall. Often used to bring focus onto the contents: achievements, trophies or even photographs

## PRODUCTS USED



E22





 **FLAVA**  
EXCLUSIVE INTERIOR PRODUCTS

Painting bold color onto oversized trim can bring that hint of drama to your bookshelves, effortlessly and keep the space in sync with your furniture.

## PRODUCTS USED



C45



**FLAVA**  
EXCLUSIVE INTERIOR PRODUCTS

A Victorian green bathroom wall, flushed with a door. The tiles complement the setup for a very placid theme.

## PRODUCTS USED





Wainscoting both wall and door in the bathroom can make them look part of the same unit while bringing drama to an already-bold color choices like black and brown.

## PRODUCTS USED



C22



C38



C45



Doorways do not need to be dull and bland. Make it interesting by adding trims. Picking the same hue for both the door and the trim gives it a sleek and chic finish.

### PRODUCTS USED



C22



C30



Skirting and door frame moulding can go hand in hand, softening the transition between the floor, wall and ceiling making a space look finished.

## PRODUCTS USED





**FLAVA**  
EXCLUSIVE INTERIOR PRODUCTS

A decor-heavy hall with pristine white ceilings, panelled with mouldings for a maximalist finish.

## PRODUCTS USED



C22



C38

A mélange between Nordic style interiors, Bohemian decor and French style panelling. Finished with just as outlandish colors, this space is a beauty.



## PRODUCTS USED



E22



**FLAVA**  
EXCLUSIVE INTERIOR PRODUCTS

Create a custom look by pairing wainscot stripes in a repeating pattern with that double-coloured wall for that artsy appeal!

## PRODUCTS USED



E22





**FLAVA**  
EXCLUSIVE INTERIOR PRODUCTS

Considering adding wainscoting to the bedroom but you're wary of going all-in, try sticking with a statement wall of wainscoting first, lay a few wainscot stripes and paint it the same as the wall for that elegant look.

## PRODUCTS USED



E30



**FLAVA**  
EXCLUSIVE INTERIOR PRODUCTS

Practically any statement wall can be created, no matter how elaborate. Visualized here: Kids' room with an impactful accent wall, using a mixture of box trim mouldings in the differently sized wainscot.

## PRODUCTS USED



C22



C38



You can utilize moulding to create a monochrome design that allows you to take a classy statement wall and redesign it into a showstopper.

Visualized here: Rhombus-like structure with one layer of moulding

## PRODUCTS USED

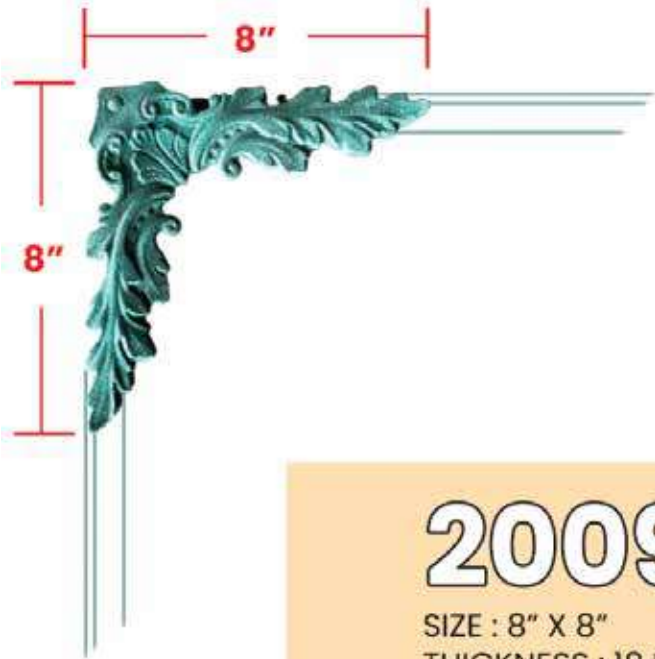




FLAVA<sup>®</sup>  
EXCLUSIVE INTERIOR PRODUCTS


# CORNERS





**2009**

SIZE : 8" X 8"  
THICKNESS : 18 MM




**2011**

SIZE : 8" X 9.25"  
THICKNESS : 18 MM


**2010**


SIZE : 9" X 9"  
THICKNESS : 18 MM



**2012**

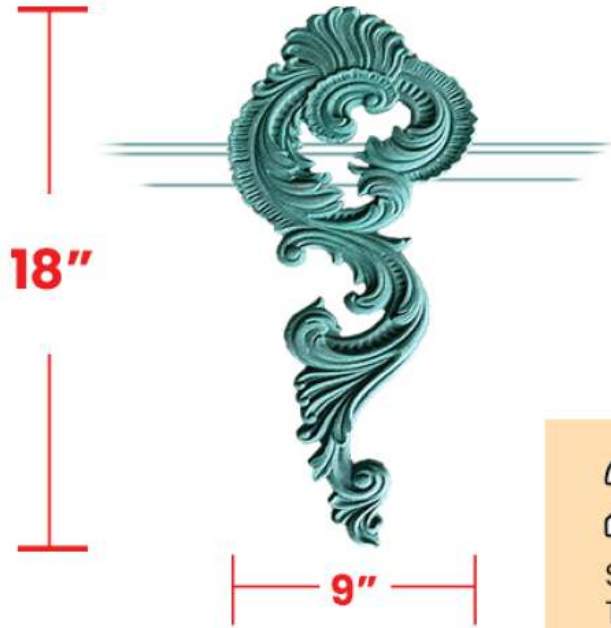
SIZE : 8" X 8"  
THICKNESS : 18 MM





**2013**  
SIZE : 18" X 9"  
THICKNESS : 18 MM

**2014**  
SIZE : 18" X 9"  
THICKNESS : 18 MM



**2015**  
SIZE : 9" X 18"  
THICKNESS : 18 MM



FLAVA<sup>®</sup>

EXCLUSIVE INTERIOR PRODUCTS



 **FLAVA**<sup>®</sup>  
EXCLUSIVE INTERIOR PRODUCTS



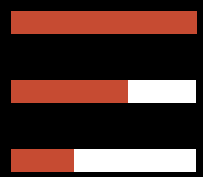




FLAVA<sup>®</sup>

EXCLUSIVE INTERIOR PRODUCTS





**FLAVA<sup>®</sup>**

EXCLUSIVE INTERIOR PRODUCTS

FOLLOW US ON  
**Instagram**



LEARN MORE  
**About Us**

Connect with us



**info@theflava.in**



**theflavastore**